

Arkansas Department
ACE
of Career Education

Three Capitol Mall
Little Rock, Arkansas 72201
<http://ace.arkansas.gov>
501-682-1970

ADULT EDUCATION DIVISION

July 1, 2008 – June 30, 2009

Academic Program Year

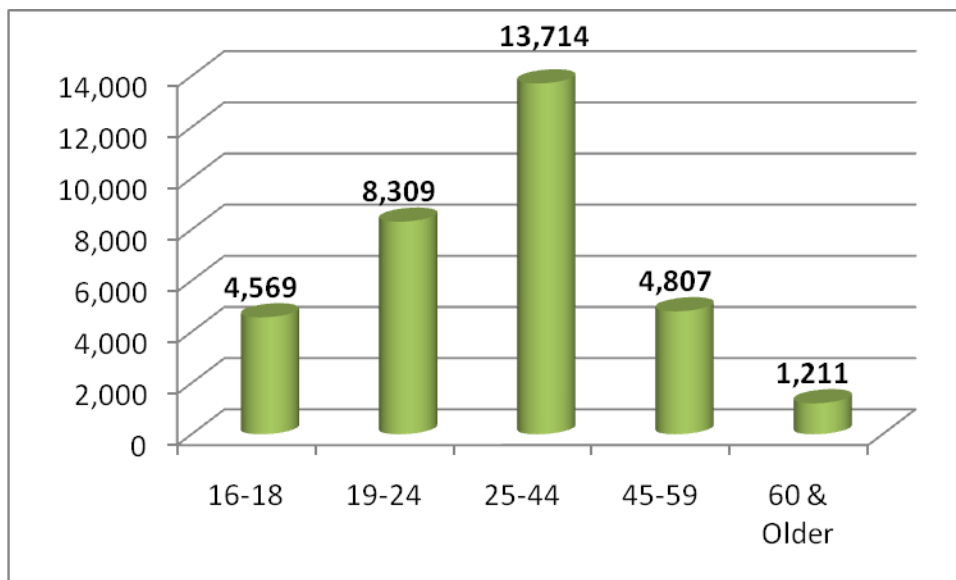
Report Card



◆ Who are the adult education students in Arkansas?

- **51,295 students were served in adult education/literacy programs**
- **32,610 of those students were enrolled for 12 or more hours of instruction**

Enrolled Students' Ages



42% of enrolled adult education and literacy students were between 25 and 44 years old


Enrolled Students' Ethnicities and Gender

ETHNICITIES 2008-2009	Female	Male	Total	
White	8,280	8,314	16,594	51%
Black or African American	4,178	4,397	8,575	26%
Hispanic or Latino	3,363	2,705	6,068	19%
Asian	511	301	812	2%
American Indian or Alaskan Native	212	245	457	1%
Native Hawaiian / Other Pacific Islander	50	54	104	<1%
Totals:	16,594	16,016	32,610	100%
	50.9%	49.1%		

The number of Hispanic students has increased steadily in the last ten years

Enrolled Students' Proficiency Levels

(0-12.9 Grade Level Equivalent, plus ESL)



45% of all students were functioning between the 4th and 8th grade level

20% of all students were preparing for the GED tests

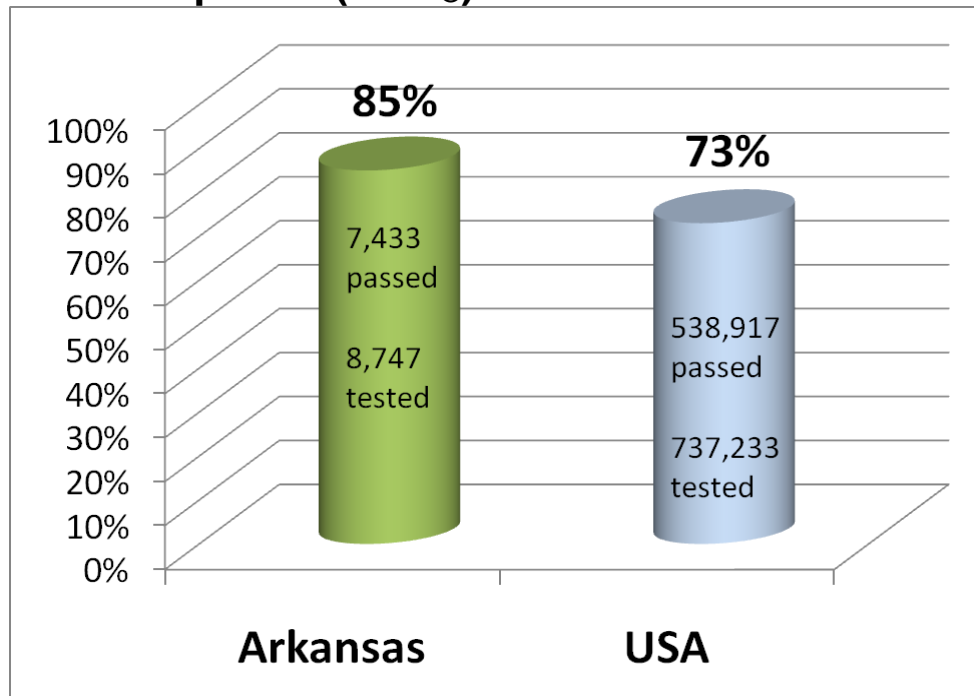
15% of all students were learning English as a Second Language

◆ What educational gains did Adult Education/Literacy students make in Arkansas?

- **40%** of all enrolled students made educational gains of two or more grade level equivalents
- **79%** of enrolled students who took the posttest made educational gains of two or more grade level equivalents



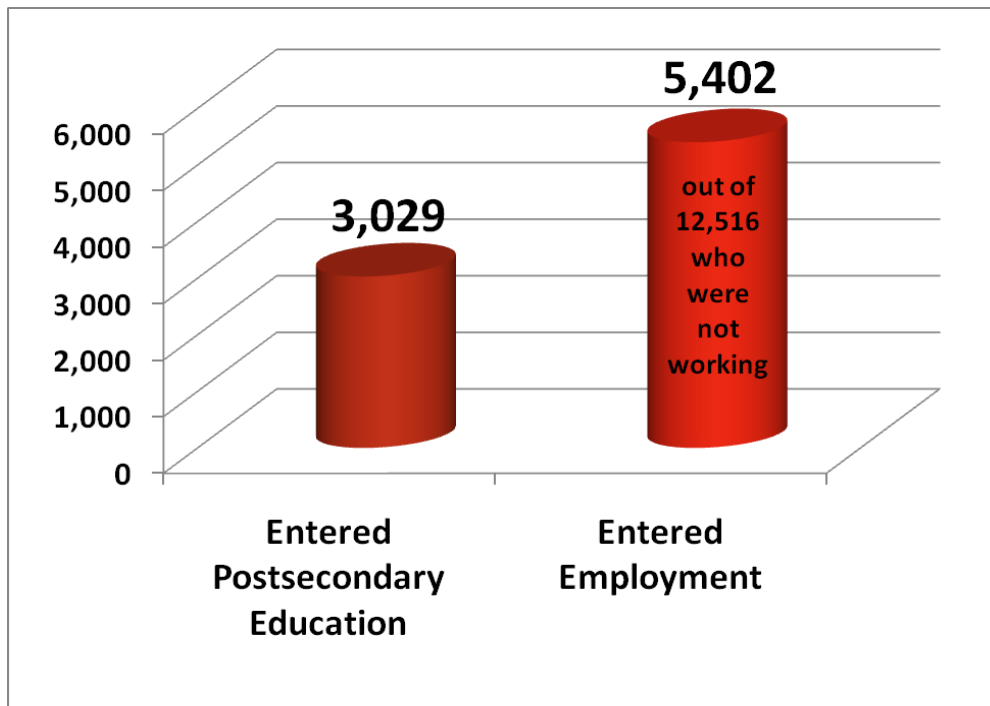
◆ **How many Arkansans passed the General Educational Development (GED®) Tests in 2008?**



**7,433 passed!
85%**

The Arkansas GED test pass rate is consistently higher than the national average pass rate

◆ **How many students entered employment or postsecondary education institutions after exiting adult education/literacy programs? (determined by data matching with the Department of Workforce Services and the Department of Higher Education)**



5,402 unemployed students obtained jobs in the first three months after exiting adult education and literacy programs

3,029 adult education graduates entered postsecondary education