

STATE OF ARKANSAS



Department
of Workforce Education

Three Capitol Mall
Little Rock, Arkansas 72201
<http://dwe.arkansas.gov>
501-682-1970

ADULT EDUCATION SECTION

July 1, 2006 – June 30, 2007

Academic Program Year

Report Card



“It’s never too late to learn.”

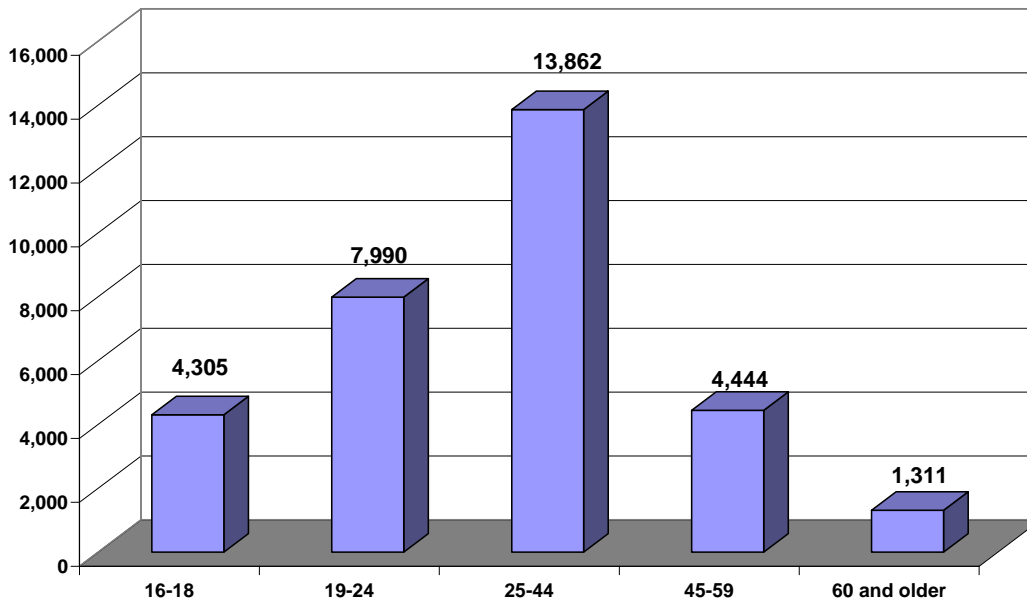
◆ Who are the adult education students in Arkansas?

***51,049** students were served in adult education/literacy programs*

***31,912** students were enrolled for 12 hours or more of instruction*

Adult Education Students' Ages

Adult Education Learners' Ages 2006-2007
Total Students = 31,912



43% of adult education and literacy students were between 25 and 44 years old

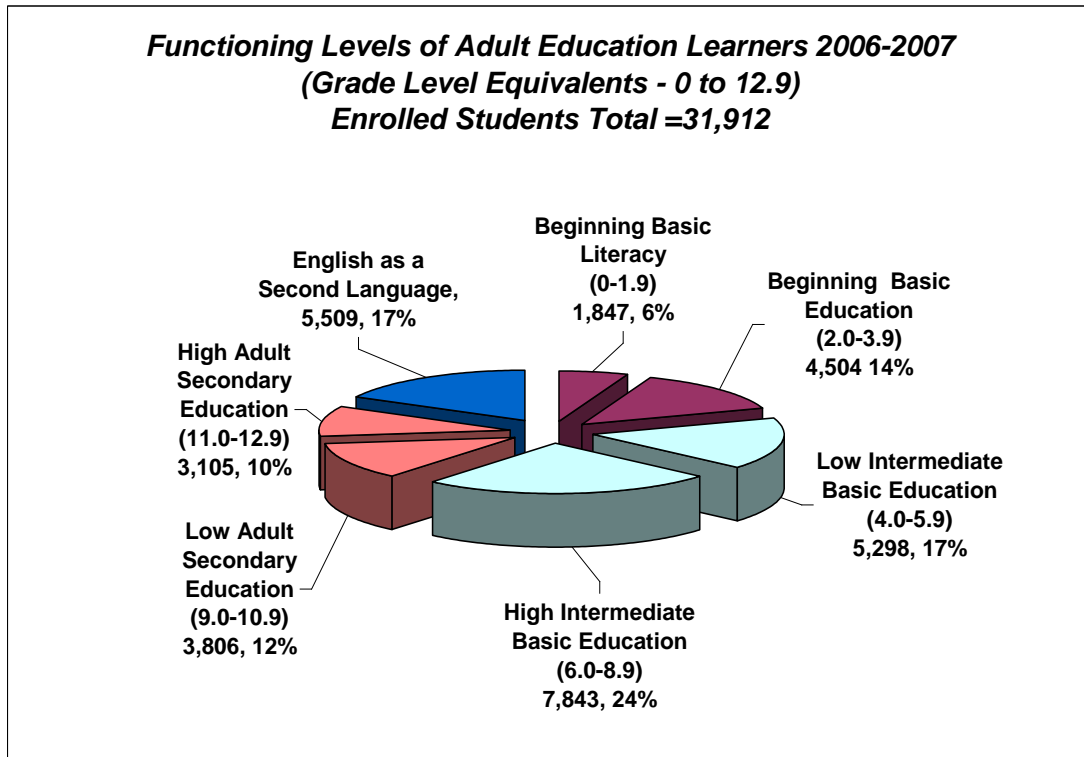
Students' Ethnicities and Gender

ETHNICITIES 2005-2006	Female	Male	Totals	Percentages
White	7,905	8,078	15,983	50%
Black or African American	4,174	4,296	8,470	27%
Hispanic or Latino	3,336	2,864	6,200	19%
Asian	494	254	748	2%
American Indian or Alaskan Native	220	205	425	1%
Native Hawaiian / Other Pacific Islander	33	53	86	<1%
Totals:	16,162	15,750	31,912	100%
	50.6%	49.4%		

The number of Hispanic students has increased continuously



Students' Proficiency Levels



41% of all students were functioning between the 4th and 8th grade level

22% of all students were preparing for the GED tests

17% of all students were learning English as a second language

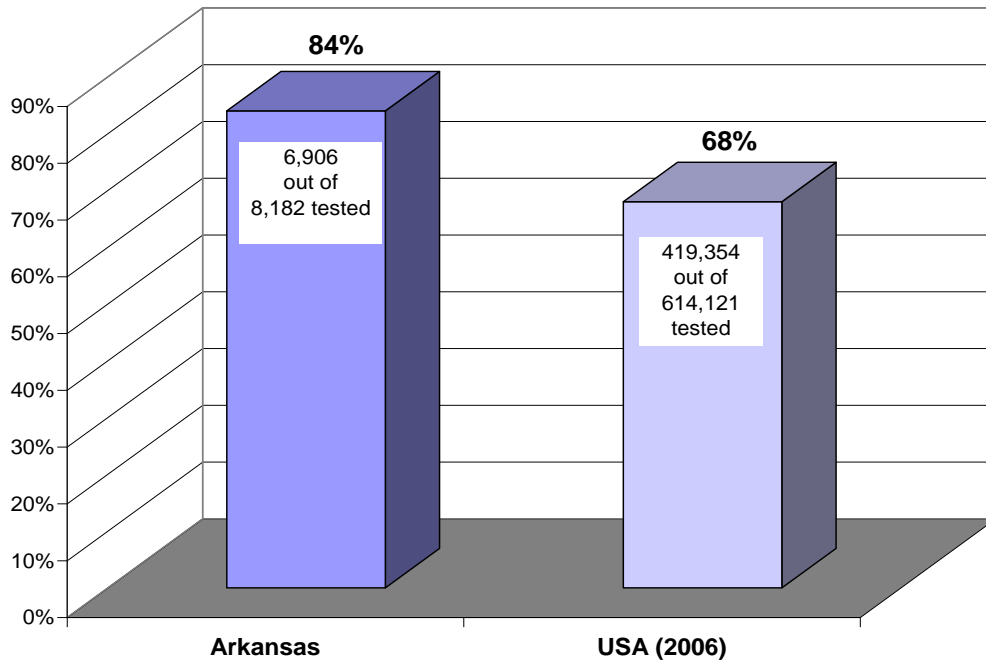
◆ What educational gains did Adult Education/Literacy students make in Arkansas?

36% of all enrolled students made an educational functioning level gain of two or more grade level equivalents

72% of all enrolled students who took both the pretest and the posttest made an educational functioning level gain of two or more grade level equivalents



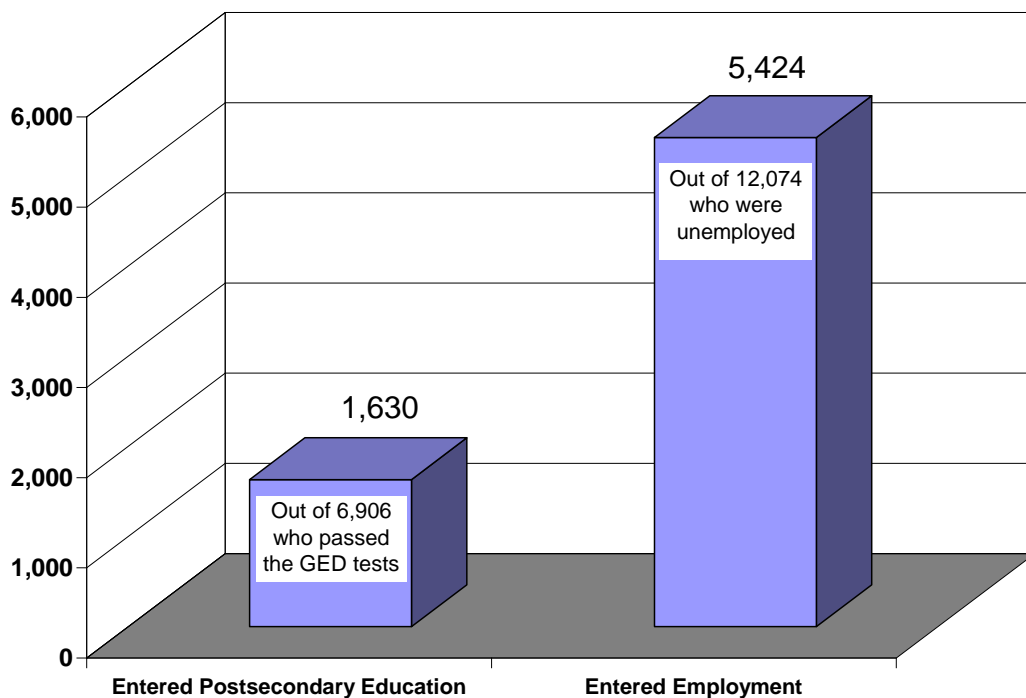
◆ **How many Arkansans passed the General Educational Development (GED) Tests?**



6,906 passed!

The Arkansas GED pass rate is consistently higher than the national average pass rate

◆ **How many students entered employment or postsecondary education institutions after exiting adult education/literacy programs? (determined by data matching with the Department of Workforce Services and the Department of Higher Education)**



24% of the number of students who passed the GED entered postsecondary education

45% of unemployed students got jobs after they left adult education and literacy programs

